

EVS SECURITIES JOINT STOCK COMPANY

3rd, 6th, 9th Floor - No.2A, Dai Co Viet Street, Hai Ba Trung Ward, Hanoi City

STATEMENT OF FINANCIAL POSITION

As at 30 June 2025

Items	Code	Note	30/06/2025	01/01/2025
A. CURRENT ASSETS (100 = 110 + 130)	100		2,276,720,600,218	2,409,371,761,105
I. Financial assets (110 = 111 -> 129)	110		2,273,434,907,993	2,403,226,562,625
1. Cash and cash equivalents	111	3.1	98,466,069,634	108,953,346,950
1.1. Cash	111.1		58,466,069,634	108,953,346,950
1.2. Cash equivalents	111.2		40,000,000,000	0
2. Financial assets at fair value through profit and loss (FVTPL)	112	3.3.1	777,829,850,520	825,915,640,750
4. Loans	114	3.3.3	130,014,525,131	210,791,738,976
5. Available for sale financial assets (AFS)	115	3.3.2	30,310,000,000	30,310,000,000
6. Provision for impairment of financial assets and mortgage assets	116	3.3.4	(19,559,647,355)	(8,814,893,936)
7. Receivables	117	3.3.5	1,254,414,482,054	1,233,361,473,184
7.1. Receivables from disposal of financial assets	117.1		1,254,331,632,739	1,233,361,360,184
7.2. Receivables from and accruals for dividend and interest income	117.2		82,849,315	113,000
7.2.1. Receive dividends, interest	117.3		82,849,315	113,000
8. Prepayments to suppliers	118		2,691,088,900	5,436,028,690
9. Receivables from services provided by the Securities company	119		1,833,995,608	2,426,236,898
12. Other receivables	122		147,543,501	58,991,113
13. Provision for impairment of receivables (*)	129		(2,713,000,000)	(5,212,000,000)
II. Short-term accounts receivable (130 = 131 ->139)	130		3,285,692,225	6,145,198,480
1. Advances	131		763,796,431	3,962,574,264
3. Short-term prepaid expenses	133	3.6	1,856,943,707	1,517,672,129
4. Short-term mortgages	134		65,000,000	65,000,000
6. Taxes and other receivables from State budget	136		599,952,087	599,952,087
B. NON- CURRENT ASSETS (200 = 210 + 220 + 230 + 240 + 250 - 260)	200		53,330,950,452	57,585,427,191
II. Fixed assets	220		24,890,598,251	25,929,153,951
1. Tangible fixed assets	221	3.4	17,432,360,128	17,454,864,326
- Cost	222		42,294,632,742	43,010,768,731
- Accumulated depreciation	223a		(24,862,272,614)	(25,555,904,405)
3. Intangible fixed assets	227	3.5	7,458,238,123	8,474,289,625
- Cost	228		25,280,008,497	25,280,008,497
- Accumulated amortization	229a		(17,821,770,374)	(16,805,718,872)
V. Other long-term assets	250		28,440,352,201	31,656,273,240
1. Long-term mortgages	251		2,465,039,400	2,853,090,040
2. Long-term prepaid expenses	252	3.6	5,975,312,801	7,673,967,715
3. Deferred income tax assets	253		0	1,129,215,485
4. Deposits to Settlement Compensation Fund	254	3.7	20,000,000,000	20,000,000,000
TOTAL ASSETS (270 = 100 + 200)	270		2,330,051,550,670	2,466,957,188,296

C. LIABILITIES (300 = 310 + 340)	300		360,886,726,991	499,394,898,126
I. Current liabilities	310		355,427,787,255	499,394,898,126
1. Short-term loans and debts	311	3.8	329,240,678,649	461,210,935,801
1.1. Short-term loans	312		329,240,678,649	461,210,935,801
6. Payables for securities transaction activities	318	3.9	384,528,767	518,070,657
8. Trade payables	320	3.10	1,471,546,850	1,803,107,336
9. Advances from customers	321		1,211,900,000	434,500,000
10. Tax payables and statutory obligations	322	3.11	1,900,789,861	2,558,490,628
11. Payables to employees	323		474,783,356	601,637,868
12. Employee benefits	324		353,397,823	318,388,222
13. Accrued expenses	325	3.12	10,636,273,228	22,799,566,166
17. Other short-term payables	329	3.13	1,364,360,395	1,270,165,525
19. Bonus and welfare fund	331		8,389,528,326	7,880,035,923
II. Long-term liabilities	340		5,458,939,736	0
14. Deferred tax payables	356		5,458,939,736	0
D. OWNER'S EQUITY	400		1,969,164,823,679	1,967,562,290,170
I. Equity	410		1,969,164,823,679	1,967,562,290,170
1. Contributed legal capital	411		1,648,006,180,000	1,648,006,180,000
1.1. Contributed legal capital	411.1		1,648,006,180,000	1,648,006,180,000
a. Ordinary shares with voting rights	411.1a		1,648,006,180,000	1,648,006,180,000
7. Undistributed earnings	417	3.14	321,158,643,679	319,556,110,170
7.1. Realized earnings	417.1		301,267,684,538	326,017,771,915
7.2. Unrealized earnings	417.2		19,890,959,141	(6,461,661,745)
TOTAL RESOURCES AND OWNER'S EQUITY	440		2,330,051,550,670	2,466,957,188,296

OFF-STATEMENT OF FINANCIAL POSITION ACCOUNTS

A. ASSETS OF SECURITIES COMPANY AND ASSETS MANAGED UNDER COMMITMENT				
6. Quantity of outstanding shares in circulation	006		164,800,618	164,800,618
8. Financial assets listed/registered for trading at VSD of securities company	008	3.16	318,170,450,000	412,267,100,000
9. Financial assets deposited at VSD and not yet traded of securities company	009	3.17	1,530,000	1,530,000
12. Financial assets not yet deposited at VSD of securities company	012	3.18	236,380,270,000	209,680,270,000
13. The Company's financial assets are entitled	013		0	280,000
B. ASSETS AND LIABILITIES ON ASSETS MANAGEMENT COMMITTED TO CUSTOMERS				
1. Financial assets listed/registered for trading at VSD of Investors	021	3.19	3,843,985,440,000	5,044,932,850,000
a. Unrestricted financial assets	021.1		2,885,971,700,000	4,115,674,120,000
b. Restricted financial assets	021.2		61,271,000,000	71,291,000,000
c. Mortgage financial assets	021.3		780,299,020,000	826,078,300,000
d. Blocked financial assets	021.4		73,638,960,000	5,687,260,000
e. Financial assets awaiting settlement	021.5		42,804,760,000	26,202,170,000
2. Financial assets deposited at VSD and not yet traded by Investors	022	3.20	18,136,520,000	18,136,520,000
a. Unrestricted and non-traded financial assets deposited at the VSD	022.1		17,986,520,000	17,986,520,000
d. Non-traded and blocked financial assets deposited at the VSD	022.4		150,000,000	150,000,000
3. Awaiting return financial assets of Investors	023	3.21	122,376,020,000	24,719,800,000
7. Customer's deposit	026	3.22	126,891,363,736	39,405,195,603
7.1. Deposits of investors on securities transactions under the management method of securities companies	027		126,890,363,736	39,404,195,603
7.4. Deposits of Securities issuers	030	3.23	1,000,000	1,000,000

8. Payables to Investors for securities transactions under the management method of securities companies	031	3.24	126,890,363,738	39,404,195,605
8.1. Payable to Domestic investors for securities trading deposits under the management method of securities companies	031.1		126,831,916,400	38,972,273,265
8.2. Payable to Foreign investors for securities trading deposits under the management method of securities companies	031.2		58,447,338	431,922,340
12. Payables for dividend, principal and interest on bonds	035		1,000,000	1,000,000


Hanoi, 16 July, 2025

Preparer



Trần Thị Thu Ngân

Chief Accountant



KẾ TOÁN TRƯỞNG
Nguyễn Thị Bích Hằng

General Director



GIÁM ĐỐC TÀI CHÍNH
Vũ Thị Thanh Hằng



EVS SECURITIES JOINT STOCK COMPANY

3rd, 6th, 9th Floor - No.2A, Dai Co Viet Street, Hai Ba Trung Ward, Hanoi City

STATEMENT OF INCOME

Quarter 2/2025

Items	Code	Note	Quarter 2/2025		Accumulated from the beginning of the year to the end of this quarter	
			From 01/04/2025 to 30/06/2025	From 01/04/2024 to 30/06/2024	From 01/01/2025 to 30/06/2025	From 01/01/2024 to 30/06/2024
I. OPERATING INCOME						
1.1. Gain from financial assets at fair value through profit and loss (FVTPL)	01		21,170,339,209	47,576,799,841	96,224,171,604	86,303,215,917
a. Gain from disposal of financial assets at FVTPL	01.1		3,170,022,002	197,470,812,469	4,088,180,044	198,594,012,205
b. Gain from revaluation of financial assets at FVTPL	01.2		12,816,951,392	4,328,223,260	83,829,501,845	7,132,930,563
c. Dividend, interest income from financial assets at FVTPL	01.3		5,183,365,815	(154,222,235,888)	8,306,489,715	(119,423,726,851)
1.3. Gain from loans and receivables	03		4,440,870,793	6,717,573,825	10,956,333,523	12,717,410,243
1.6. Revenue from brokerage securities services	06		3,867,342,159	5,394,115,931	7,671,827,394	11,133,132,178
1.9. Revenue from securities custodian services	09		390,102,113	430,523,517	815,704,751	880,397,083
1.10. Revenue from financial advisory services	10		860,000,000	135,000,000	2,035,454,545	291,000,000
1.11. Revenue from other operating activities	11		4,376,000	19,780,000	13,648,000	186,852,000
Total operating income	20		30,733,030,274	60,273,793,114	117,717,139,817	111,512,007,421
II. OPERATING EXPENSES			-	-	-	-
2.1. Loss from financial assets at fair value through profit and loss (FVTPL)	21		23,969,144,684	9,013,877,625	61,278,810,749	11,679,056,955
a. Loss from disposal of financial assets at FVTPL	21.1		6,650,610,683	454,875,000	10,390,085,012	483,875,000
b. Loss from revaluation of financial assets at FVTPL	21.2		17,318,534,001	8,559,002,625	50,888,725,737	11,195,181,955
2.4. Provision expenses for diminution in value and impairment of financial assets, doubtful receivables and borrowing costs of loans	24		(6,540,494,292)	(284,986,400)	8,245,753,419	(428,280,800)
2.6. Expenses for proprietary trading activities	26	4.6	244,854,619	533,818,501	386,213,886	1,157,660,556
2.7. Expenses for brokerage securities services	27	4.6	5,511,340,975	8,250,226,896	10,412,533,658	15,851,046,632
2.10. Expenses for securities custodian services	30	4.6	404,503,378	468,420,269	856,736,033	953,411,844
2.11. Expenses for financial advisory services	31	4.6	1,310,044,011	1,213,491,170	2,224,202,860	2,511,837,467
2.12. Expenses for other services	32	4.6	1,705,248,479	4,527,963,155	3,020,279,113	7,501,201,270
Total operating expenses	40		26,604,641,854	23,722,811,216	86,424,529,718	39,225,933,924
III. FINANCIAL INCOME			-	-	-	-
3.2. Non-fixed dividend and interest income	42		108,355,081	141,255,102	1,410,756,318	269,930,446
3.4. Other income for investments	44		8,028,277,779	4,861,323,445	16,585,892,555	9,722,646,889
Total financial income	50	4.4	8,136,632,860	5,002,578,547	17,996,648,873	9,992,577,335
IV. FINANCIAL EXPENSES			-	-	-	-
4.2. Borrowing costs	52		7,987,834,480	6,260,355,453	17,046,025,180	14,781,111,254
Total financial expenses	60	4.5	7,987,834,480	6,260,355,453	17,046,025,180	14,781,111,254
VI. GENERAL ADMINISTRATIVE EXPENSES OF SECURITIES COMPANY	62	4.7	12,548,848,505	14,128,546,809	22,527,128,263	27,499,253,713
VII. OPERATING PROFIT	70		(8,271,661,705)	21,164,658,183	9,716,105,529	39,998,285,865
8.1. Other income	71	4.8	747,222,528	2,727,273	799,531,619	25,363,637
8.2. Other expenses	72	4.9	1,288,596,663	16,174,841	1,466,096,663	16,722,279
Total other operating profit	80		(541,374,135)	(13,447,568)	(666,565,044)	8,641,358
IX. TOTAL ACCOUNTING PROFIT	90		(8,813,035,840)	21,151,210,615	9,049,540,485	40,006,927,223
9.1. Realized profit	91		(4,311,453,231)	25,381,989,980	(23,891,235,623)	44,069,178,615
9.2. Unrealized profit	92		(4,501,582,609)	(4,230,779,365)	32,940,776,108	(4,062,251,392)




X. CORPORATE INCOME TAX EXPENSES	100		(900,316,522)	4,102,520,806	6,588,155,221	7,881,189,845
10.1. Current corporate income tax expenses	100.1	4.10	-	4,948,676,679	-	8,693,640,122
10.2. Deferred corporate income tax expenses	100.2	4.10	(900,316,522)	(846,155,873)	6,588,155,221	(812,450,277)
XI. ACCOUNTING PROFIT AFTER CORPORATE INCOME TAX	200		(7,912,719,318)	17,048,689,809	2,461,385,264	32,125,737,378

Preparer



Trần Thị Chu Ngân

Chief Accountant



KẾ TOÁN TRƯỞNG
Nguyễn Thị Bích Hằng



Hanoi, 16 July, 2025

General Director

GIÁM ĐỐC TÀI CHÍNH

Vũ Thị Thanh Hằng



STATEMENT OF CASH FLOWS

Quarter 2/2025

Items	Code	Note	From 01/01/2025 to 30/06/2025	From 01/01/2024 to 30/06/2024
I. Cash flow from operating activities				
1. Profit before tax	01		9,049,540,485	40,006,927,223
2. Adjustments for	02		27,080,868,309	16,843,005,908
- Depreciation and amortisation	03		3,019,647,712	2,785,469,537
- Provisions	04		8,245,753,419	(428,280,800)
- Interest expense	06		17,046,025,180	14,781,111,254
- Gains/losses from investing activities	07		(1,230,558,002)	(295,294,083)
3. Increase of non-monetary expenses	10		50,888,725,737	11,195,181,955
- Loss from revaluation of financial assets through profit/loss FVTPL	11		50,888,725,737	11,195,181,955
4. Decrease of non-monetary revenue	18		(83,829,501,845)	(7,132,930,563)
- Gains from revaluation of financial assets through profit/loss FVTPL	19		(83,829,501,845)	(7,132,930,563)
5. Profit from operating activities before changing working capital	30		116,510,502,600	(147,202,216,049)
- Increase (decrease) of financial assets recognized through profit/loss FVTPL	31		81,026,566,338	470,563,698,954
- Increase (decrease) in loans	33		80,777,213,844	(29,000,398,487)
- (-) Increase, (+) decrease receivables from disposal of financial assets	35		(20,970,272,555)	(719,938,656,186)
- (-) Increase, (+) decrease receivables and accruals of dividends and interests from financial assets	36		(82,736,315)	130,645,740,751
- (-) Increase, (+) decrease receivables from services provided by securities companies	37		1,369,641,290	(389,241,290)
- (-) Increase, (+) decrease in other receivables	39		(88,552,388)	1,180,619
- Increase (decrease) in other assets	40		3,198,777,833	(7,600,190,363)
- Increase (decrease) of accrued expenses (excluding interest expenses)	41		(11,281,887,592)	(5,255,048,530)
- Increase (decrease) prepaid expense	42		1,359,383,336	2,024,091,695
- Corporate income tax paid	43		-	(9,871,997,964)
- Interest expense paid	44		(17,927,430,526)	(13,571,137,093)
- Increase (decrease) payables to supplier	45		(119,999,256)	39,785,967,712
- Increase (decrease) employee benefits payables	46		35,009,601	(4,824,800)
- Increase, (decrease) taxes and other payables to the State (excluding corporate income tax)	47		(657,700,767)	(1,177,417,381)
- Increase (decrease) employee payables	48		(126,854,512)	12,446,127
- Increase (decrease) others payables	50		(39,347,020)	(80,280,858)
- Other receipts from operating activities	51		-	192,810,000
- Other payments on operating activities	52		38,691,289	(3,538,958,955)
Net cash flows from operating activities	60		119,700,135,286	(86,290,031,526)
II. Cash flows from investing activities				
1. Payments on purchases, construction of fixed assets, investment properties and other assets	61		(277,891,455)	(38,555,000)
2. Receipts from disposal of fixed assets, investment properties and other assets	62		649,979,687	25,363,637
5. Receipts from dividends and profits of long-term financial investments	65		1,410,756,318	269,930,446
Net cash flows from investing activities	70		1,782,844,550	256,739,083
III. Cash flows from financing activities				
3. Loan principal	73		949,388,791,683	759,418,374,988
3.2. Other loans	73.2		949,388,791,683	759,418,374,988
4. Repayment of principal	74		(1,081,359,048,835)	(713,519,843,005)
4.3. Other repayment of principal	74.3		(1,081,359,048,835)	(713,519,843,005)
Net cash flows from financing activities	80		(131,970,257,152)	45,898,531,983
IV. Net decrease/increase in cash in the period	90		(10,487,277,316)	(40,134,760,460)



V. Cash and cash equivalents at beginning of the period	101		108,953,346,950	120,456,160,950
- Cash	101.1		108,953,346,950	120,456,160,950
VI. Cash and cash equivalents at end of the period	103		98,466,069,634	80,321,400,490
- Cash	103.1		58,466,069,634	80,321,400,490
	103.2		40,000,000,000	-

Preparer



Trần Thị Chu Ngân

Chief Accountant



KẾ TOÁN TRƯỞNG
Nguyễn Thị Bích Hằng



GIÁM ĐỐC TÀI CHÍNH
Vũ Thị Thanh Hằng



CASH FLOWS FROM BROKERAGE AND TRUST ACTIVITIES OF THE INVESTORS

Quarter 2/2025

No.	Items	Code	Note	From 01/01/2025 to 30/06/2025	From 01/01/2024 to 30/06/2024
I	Cash flows from brokerage and trust activities of the investors				
1	Cash receipts from disposal of brokerage securities of customers	01		2,892,439,829,440	4,174,599,204,934
2	Cash payments for acquisition of brokerage securities of customers	02		(2,820,119,654,090)	(4,336,551,531,844)
7	Cash receipts for settlement of securities transaction of customers	07		4,408,525,484,715	5,889,675,645,032
8	Cash payments for settlement of securities transaction of customers	08		(4,393,359,491,932)	(5,749,528,516,676)
14	Cash receipt from Securities issuers	14		35,957,071,440	15,609,761,249
15	Cash payments to Securities issuers	15		(35,957,071,440)	(15,608,641,249)
	Net increase/decrease in cash during the period	20		87,486,168,133	(21,804,078,554)
II	Cash and cash equivalents of customers at the beginning of the period	30		39,405,195,603	154,022,097,537
	Deposits at the beginning of the period:	31		39,405,195,603	154,022,097,537
-	Deposits of investors on securities transactions under the management method of securities companies	32		39,404,195,603	65,279,279,037
-	Deposits for clearing and settlement of securities transactions	34		-	88,741,818,500
-	Deposits of Securities issuers	35		1,000,000	1,000,000
III	Cash and cash equivalents of customers at the end of the period	40		126,891,363,736	132,218,018,983
	Deposits at the end of the period:	41		126,891,363,736	132,218,018,983
-	Deposits of investors on securities transactions under the management method of securities companies	42		126,890,363,736	82,450,987,873
-	Deposits for clearing and settlement of securities transactions	44		-	49,764,911,110
-	Deposits of Securities issuers	45		1,000,000	2,120,000

Preparer

Trần Thị Chu Ngân

Chief Accountant

KẾ TOÁN TRƯỞNG
Nguyễn Thị Bích Hằng

General Director



GIÁM ĐỐC TÀI CHÍNH

Vũ Thị Thanh Hằng

STATEMENT OF CHANGES IN OWNERS' EQUITY
Quarter 2/2025


Items	Note	Beginning balance		Increase/ Decrease				Ending balance	
		01/04/2024	01/04/2025	From 01/04/2024 to 30/06/2024		From 01/04/2025 to 30/06/2025		30/06/2024	30/06/2025
				Increase	Decrease	Increase	Decrease		
I. Changes in owners' equity									
1. Owner's investment capital		1,648,006,180,000	1,648,006,180,000	-	-	-	-	1,648,006,180,000	1,648,006,180,000
1.1. Ordinary shares with voting rights		1,648,006,180,000	1,648,006,180,000	-	-	-	-	1,648,006,180,000	1,648,006,180,000
8. Undistributed profit		319,121,773,105	329,930,214,752	20,433,313,301	5,050,273,945	-	8,771,571,072	334,504,812,461	321,158,643,680
8.1. Realized profit		309,660,297,183	306,437,989,523	20,433,313,301	1,665,650,453	-	5,170,304,985	328,427,960,031	301,267,684,538
8.2. Unrealized profit		9,461,475,922	23,492,225,229	-	3,384,623,492	-	3,601,266,087	6,076,852,430	19,890,959,142
Total		1,967,127,953,105	1,977,936,394,752	20,433,313,301	5,050,273,945	-	8,771,571,072	1,982,510,992,461	1,969,164,823,680

Preparer



Trần Thị Thu Ngân

Chief Accountant



KẾ TOÁN TRƯỞNG
Nguyễn Thị Bích Hằng



GIÁM ĐỐC TÀI CHÍNH
Vũ Thị Thanh Hằng

NOTES TO THE FINANCIAL STATEMENTS

From 01/01/2025 to 30/06/2025

1. GENERAL INFORMATION

1.1. Operational characteristics of Securities Company

EVS Securities Joint Stock Company was established and operated under Business License No. 0102121331 dated December 29, 2006, registered for the 21st change on June 26, 2025 issued by Hanoi Department of Planning and Investment, License for establishment and operation a securities company No. 48/GP-UBCK-GPHĐKD issued by the State Securities Commission on December 29, 2006 and additional adjustment licenses, the latest additional adjustment license No. 25/GPĐC-UBCK dated June 05, 2025.

The Company's head office is located at: 3rd, 6th, 9th Floor - No.2A, Dai Co Viet Street, Hai Ba Trung Ward, Hanoi City.

The registered charter capital of the Company is VND 1,648,006,180,000, the actual contributed charter capital as of 30/06/2025 is VND 1,648,006,180,000; equivalent to 164,800,618 shares, par value of one share is VND 10,000.

1.2. Business field

The Company's business activities include: Securities brokerage; Proprietary securities trading; Securities investment consulting; Securities depository; Underwrite securities; Advances for selling securities; Derivatives brokerage; Self-trading of derivative securities; Consulting and investing in derivative securities.

2. ACCOUNTING SYSTEM AND ACCOUNTING POLICY

2.1. Accounting period and accounting monetary unit

Annual accounting period commences from 1st January and ends as at 31st December.

The Company maintains its accounting records in VND.

2.2. Accounting Standards and Accounting system

Accounting System

The Company applies Accounting System for securities company issued under Circular No.210/2014/TT-BTC dated 30 December 2014 by The Minister of Finance on accounting guidance applicable to securities companies and Circular No.334/2016/TT-BTC dated 27 December 2016 by Minister of Finance amended, supplemented and replace appendix 02, 04 of Circular No.210/2014/TT-BTC. These Circulars provide regulations related to accounting documents, accounting account system as well as the method of preparing and presenting financial statements of the securities Company.

Announcement on compliance with Vietnamese standards and accounting system

The Company applies Vietnamese Accounting Standards and supplement documents issued by the State. Financial statements are prepared and presented in accordance with regulations of each standard and supplement documents as well as with current accounting system.

Form of accounting record

The Company is applying accounting record by computer.

2.3. Cash and cash equivalents

Cash includes cash at the fund and operating deposits of securities companies.

Cash equivalents comprise short-term and highly liquid investments with an original maturity of less than three months that are readily convertible into known amounts of cash and that are subject to an insignificant risk in converting to cash.

Cash deposit for disposing underwriting securities is the money receive from disposing underwriting securities at the designated commercial bank by the function of the Company - Securities underwriting organizations (underwriting principal or secondary) (including proceeds from securities sale agents) and principal, interest and dividend payments of the Issuing organizations.

Deposits for clearing payment for securities transactions are amounts ready for clearing and settlement of the Company and investors at T + x at the request of the Vietnam Securities Depository Center (VSD). It may be opened at the designated bank to make payment for the purchases or sale of securities according to the net deduction result.

Investors' deposits on securities trading are presented at the non-financial statements (off - statement of financial items).



2.4. Financial assets and Financial liabilities

a) Initial recognition

Financial assets

Financial assets of the Company including cash and cash equivalents, financial assets at fair value through profit and loss (FVTPL), loans and receivables. At initial recognition, financial assets are identified by purchasing price/issuing cost plus other expenses directly related to the purchase and issuance of those assets, except financial assets at fair value through profit and loss (FVTPL) are identified by purchasing price/issuing expense.

Financial liabilities

Financial liabilities of the Company including loans, trade payables and other payables, accrued expenses. At initial recognition, financial liabilities are determined by issuing price plus other expense directly related to the issuance of those liabilities.

b) Classification principles

Financial assets at fair value through profit and loss (FVTPL): financial asset is classified as FVTPL if it was held for the purpose of selling or repurchasing in financial market through researching and analyzing with profit-taking expectation. Financial assets that are classified differently upon sale need to be reclassified into the FVTPL.

FVTPL financial assets that are debt instruments at maturity must be transferred to receivables and made provision for doubtful receivables (if any).

Held-to-maturity (HTM) financial assets: are non-derivative financial assets with fixed or determinable payments and fixed maturities that the Company has positive intentions and hold to maturity, except:

- Non-derivative financial assets which at the time of initial recognition were classified by the Company as Fair value through profit/loss (FVTPL);
- Non-derivative financial assets that have been classified by the Company as available for sale (AFS);
- Non-derivative financial assets meet the definitions of loans and receivables.

After initial recognition, Held-to-maturity (HTM) financial assets are measured at amortized cost using the real interest rate method.

Loans: are non-derivative financial assets with fixed or identifiable payments and not listed on a perfect market.

Types of loan commitments made:

- Margin contract;
- Prepaid of selling securities contract.

After initial recognition, loans are measured at amortized cost using the real interest rate method, except for: loans to financial assets recognized at fair value through profit or loss; financial liabilities arising from the transfer of a financial asset that are ineligible for derecognition or, as appropriate, under the related continuation rule; financial guarantee contracts.

Financial liabilities recognized through profit or loss: are financial liabilities that meet one of the following conditions:

- Financial liabilities are classified by The Board of Management into the holding group for business;
- At the time of initial recognition, the Company classified financial liabilities into groups that recognized through profit or loss.

Financial liabilities recognized by amortized value: financial liabilities are not classified as financial liabilities recognized through profit or loss.

c) Revalue financial asset principles

Revaluation of financial assets FVTPL and AFS at market value or fair value is according to the method of valuation in accordance with the law. In case, there is no market prices at the most recent trading date, the Company uses fair value to revalue its financial assets. The fair value is determined on the base of respect for the principle, method or model of valuation theory of financial assets approved by the Board of Management.

The fair value/market value of financial assets is determined as follows:

- The market value of the securities listed on the Hanoi Stock Exchange and the Ho Chi Minh City Stock Exchange is the closing price of the last trading day counted to the date of revaluation;
- For securities of unlisted companies on the stock exchange but registered for trading on the trading market of unlisted public companies (UPCom), the market value is determined as the average value of the next 30 trading days up to the revaluation date.
- For listed securities which are canceled or suspended from trading or ceased to be traded from the sixth trading day onwards, the actual securities prices are the book values at the latest balance sheet date.
- For unlisted and unregistered securities on the trading market of unlisted public companies (UPCom), the actual market price of securities as the basis for re-evaluation is the trading value on the over-the-counter (OTC) market at the closest time up to the revaluation date.

The difference increased or decreased due to revaluation of FVTPL is recorded on the non-offsetting principle and presented in the Income statement according to 02 items: "Loss of financial assets recognized through profit/ loss (FVTPL)" - Details "Diminished difference on revaluation of financial assets recognized through profit/loss" (if the valuation is decreased) and the target "Gain from financial assets recognized through profit/loss (FVTPL)" - Details "Increased difference in revaluation of financial assets recognized through profit/loss" (if the valuation is increased).

The difference in increase/decrease due to revaluation of AFS are recognized on a non-offsetting basis and is recognized directly in equity of the Statements of Financial Position on the item "the differences of asset revaluation at Fair value".

2.5. Fixed assets

Fixed assets (tangible and intangible) are initially recorded at the historical cost. During the using time, fixed assets (tangible and intangible) are recorded at cost, accumulated depreciation and carrying amount.

Fixed assets are depreciated using the straight-line method over their estimated useful lives as follows:

- Machinery, equipment	02-08	năm
- Transportation equipment	10	năm
- Office equipment	04-06	năm
- Other fixed assets	02-08	năm
- Management software	02-08	năm

2.6. Short-term and long-term deposits received

Deposits received are recording amounts enterprises received deposits related to business to be performed in compliance with regulations of law in force. Deposits received are not under assets of the Company, the Company has to manage separately from monetary assets of the Company.

2.7. Short-term and long-term receivables

Receivables from sales of financial assets: reflects the total value of receivables from the sale of financial assets in the Company's list of financial assets (not through the Stock Exchanges), including the maturity value of financial assets or liquidate them.

Receivables from and accruals for dividend and interest income: reflecting receivables from and accruals for dividend and interest income of financial assets in the list of financial assets of the Company.

Receivables of services rendered by the Company: reflecting receivables of the Company with the Stock Exchange, the Vietnam Securities Depository (VSD), the Investors are clients of the Company, with Securities issuing organizations or underwriters of securities and receivables from securities trading activities.

Provision for impairment of receivables: is made for overdue receivables stated in economic contracts, loan agreements, contractual commitments or commitments, and unpaid debts payment due but unlikely to be recovered. In which, the provision for overdue receivables is based on the principal repayment period according to the original purchase and sale contract, excluding the debt extension between the parties and the undue receivable debts but the debtor has fallen into bankruptcy or is undergoing dissolution procedures, is missing, absconding, is being prosecuted, detained, tried by law enforcement agencies, is serving a judgment, or is dead.

The level of provision for bad debts is determined as follows:

Overdue period	Provision rate
From over six (06) months to less than one (01) year	30%
From one (01) year to less than two (02) years	50%
From two (02) years to less than three (03) years	70%
From three (03) years and above	100%

2.8. Prepaid expenses

The expenses incurred but related to operating results of several fiscal years are recorded as prepaid expenses and are allocated to the operating results in the following fiscal years.

The calculation and allocation of long-term prepaid expenses to operating expenses in each fiscal year should be based on the nature of those expenses to select a reasonable allocation method and criteria. Prepaid expenses are depreciated using the straight-line method.

2.9. Short-term and long-term payables

The payables shall be recorded in details in terms of due date, entities payable, types of currency and other factors according to the requirements for management of the Company. Payables are classified as short-term and long-term in the Financial Statements based on the remaining maturity of the payables at the reporting date.

Borrowings: reflecting bond issuance and bond payment; reflect the temporary loans and loan repayment status of the Company with the Bank, the Vietnam Securities Depository Center, the Settlement Compensation Fund or other lenders in accordance with regulations on lending activities applicable to securities company.

Payables for securities transaction activities: reflecting the payment of securities business and service fees to the Stock Exchange and the Vietnam Securities Depository (VSD), payable to pay the issuing agent of the Company's securities

Payables to a securities issuer: reflecting the receipt and payment of the payables to the securities issuer about the proceeds from the sale of underwritten securities made by the Company at the underwriting company principal or subsidiary securities, including the case where the securities underwriting company sells securities issued through agents.

2.10. Accrued expenses

Accounts payable for goods and services received from sellers or provided to buyers during the reporting year but have not actually been paid and other payables such as interest expenses payable... recognized in operating expenses of the reporting year.

The recording of accrued expenses as operating expenses during the year shall be carried out under the matching principle between revenues and expenses during the year. Accrued expenses are settled with actual expenses incurred. The difference between accrued and actual expenses is reverted.

2.11. Owner's equity

Owner's investment capital is recognized according to the amount of capital actually contributed by the owner.

Undistributed profits of the Company include realized profits and unrealized profits. Accumulated realized profit of the Company at the end of the previous year is the basis for distributing profit to the owner. Accumulated unrealized profit at the end of the previous year is not the basis for distribution to the owner.

Realized profit is the difference between total revenue, income and total expenses calculated in the Company's accumulated income statement incurred during the year. The amount of profit used for distribution to the owners must be subtracted from the accumulated realized losses from the beginning of this year and the accumulated unrealized losses up to the time of profit distribution to the owners. The distribution of profits of the Company to the owners must be clear, transparent and in accordance with the provisions of the law on enterprises, securities and other relevant applicable laws for securities companies, charter of securities company, Resolution of the General Meeting of Shareholders. Realized profits are distributed to capital contributors or shareholders after deducting the tax payable on the earned income.

2.12. Revenue, Income

Rendering of services

Service revenue is recognized when the outcome of the transaction can be reliably measured. Where the provision of services is related to many years, revenue is recognized in the year according to the work completed at the date of the statement of financial position for that year. The outcome of a service provision transaction is determined when the following conditions are satisfied:

- The amount of revenue can be measured reliably;
- It is probable that the economic benefits associated with the transaction will flow to the Company;
- The stage of completion of the transaction at the balance sheet date can be measured reliably;
- The costs incurred for the transaction and the costs to complete the transaction can be measured reliably.

The stage of completion of a transaction may be determined by surveys of work completed method.

Income from securities trading

Income from the sale of FVTPL proprietary financial assets is determined as the difference between the selling price and the cost price based on the number of financial assets sold by FVTPL. Income from the sale of financial assets is realized income.

Income from the appreciation of financial assets in the portfolio of financial assets FVTPL at fair value. Income from revaluation of financial assets in the FVTPL financial asset portfolio is unrealized income.

Incomes arising from financial assets of FVTPL's and HTM's proprietary trading, loans include: loan interests arising from loans in accordance with the provisions of the Securities Law; dividends and distributed profits arising from stocks, bond interests; interest arising from fixed deposits.

Dividends and distributed profits arising from financial assets in the investment portfolio of FVTPL, HTM, AFS are recognized when the company is entitled to receive dividends from established share ownership.

2.13. Operating expenses and general and administrative expenses

Expenses are recognized when it is probable that economic benefits will be reduced at the time they arise or can be reliably measured, regardless of whether they have been paid or not.

2.14. Financial income, financial expense

Financial income include: Income from non-fixed bank deposit interest; Other financial income from investment.

Financial expenses: interest expenses.

2.15. Taxes

a) *Deferred income tax payable*

The deferred tax payable is determined on the basis of taxable temporary differences.

The deferred tax liability is determined at the current corporate income tax rate (or the tax rate is expected to change in the future if the reversal of the deferred tax assets or the deferred tax liability falls within the effective tax period), based on tax rates and tax laws in effect at the end of the fiscal year.

Deferred tax assets are recognized only to the extent that it is probable that sufficient future taxable profits will be available against which the temporary difference can be utilised. Deferred tax assets are reduced to the extent that it is no longer probable that the related tax benefits will be realized.

Deferred income tax asset and Deferred income tax liability shall be offset against each other when preparing the Statement of Financial position.

b) *Current corporate income tax expenses and Deferred corporate income tax expenses*

Current corporate income tax expenses are determined based on taxable income during the year and current corporate income tax rate.

Deferred corporate income tax expenses are determined based on deductible temporary differences, the taxable temporary differences and corporate income tax rate.

Current corporate income tax expenses and deferred corporate income tax expenses are not offset against each other.

2.16. Related Parties

The parties are regarded as related parties if that party has the ability to control or significantly influence the other party in making decisions about the financial policies and activities. The Company's related parties include:

- Companies, directly or indirectly through one or more intermediaries, having control over the Company or being under the control of the Company, or being under common control with the Company, including the Company's parent, subsidiaries and associates;
- Individuals, directly or indirectly, holding voting power of the Company that have a significant influence on the Company, key management personnel including directors and employees of the Company, the close family members of these individuals;
- Enterprises that the above-mentioned individuals directly or indirectly hold an important part of the voting power or have significant influence on these enterprises.

In considering the relationship of related parties to serve for the preparation and presentation of Financial Statements, the Company should consider the nature of the relationship rather than the legal form of the relationship.

3. ADDITIONAL INFORMATION TO THE STATEMENT OF FINANCIAL POSITION

3.1 Cash and cash equivalents	30/06/2025	01/01/2025
Cash	349,011,720	1,370,620,605
Bank deposits for securities company operations	58,117,057,914	107,582,726,345
Cash equivalents	40,000,000,000	-
Total	98,466,069,634	108,953,346,950

3.2 Value of securities transaction this period

Items	Volume of securities transaction this period (From 01/04/2025 to 30/06/2025)	Value of securities transaction this period (From 01/04/2025 to 30/06/2025)
a) Securities company		
- Shares	5,119,537	72,109,426,000
- Bonds	-	-
Total	5,119,537	72,109,426,000
b) Investors		
- Shares	170,469,254	2,914,924,482,050
- Fund certificates	3,000	67,800,000
- Warrants	294,000	317,007,000
Total	170,766,254	2,915,309,289,050

3.3 Financial assets

3.3.1. Financial assets at fair value through profit and loss (FVTPL)

FVTPL	30/06/2025		01/01/2025	
	Book value	Fair value	Book value	Fair value
Listed securities	499,252,266,038	524,349,850,520	543,971,832,376	537,128,640,750
Delisted shares	2,885,800	0	2,885,800	0
Unlisted securities	251,280,000,000	253,480,000,000	214,780,000,000	215,980,000,000
Other securities	0	0	72,807,000,000	72,807,000,000
Total	750,535,151,838	777,829,850,520	831,561,718,176	825,915,640,750

3.3.2. Available for sale financial assets (AFS)

AFS	30/06/2025		01/01/2025	
	Book value	Fair value	Book value	Fair value
Unlisted securities	30,310,000,000	30,310,000,000	30,310,000,000	30,310,000,000
Total	30,310,000,000	30,310,000,000	30,310,000,000	30,310,000,000

3.3.3. Loans

Loans	30/06/2025		01/01/2025	
	Book value	Fair value	Book value	Fair value
Margin operation	112,806,635,224	112,806,635,224	203,329,583,793	203,329,583,793
Prepaid of selling securities operation	17,207,889,907	17,207,889,907	7,462,155,183	7,462,155,183
Total	112,806,635,224	112,806,635,224	203,329,583,793	203,329,583,793

3.3.4. Provision for impairment of financial assets and mortgage assets

	Bad debt value	30/06/2025			
		Beginning balance	Increase	Decrease	Ending balance
<i>Provision for impairment of loans</i>	24,635,665,777	23,601,141,647	0	4,041,494,292	19,559,647,355
Total	24,635,665,777	23,601,141,647	0	4,041,494,292	19,559,647,355

3.3.5. Receivables

Receivables	30/06/2025	01/01/2025
Receivables from disposal of financial assets and receivables from and accruals for dividend and interest income	1,254,414,482,054	1,233,361,473,184
Receivables from services provided by the Securities company	1,833,995,608	2,426,236,898
Cộng	1,256,248,477,662	1,235,787,710,082

3.3.6 Fluctuation of market value

Items	Quantities	Book value	Market value	Period		Revaluation value
				Increase	Decrease	
FVTPL				3=(2-1)	4=(1-2)	5=(1+3+4)
Listed shares	31,817,045	499,252,266,038	524,349,850,520	54,492,066,946	(29,394,482,464)	524,349,850,520
Delisted shares	155	2,885,800	-	-	(2,885,800)	-
Unlisted shares	22,750,000	251,280,000,000	253,480,000,000	2,200,000,000	-	253,480,000,000
Other shares	-	-	-	-	-	-
Total	54,567,200	750,535,151,838	777,829,850,520	56,692,066,946	(29,397,368,264)	777,829,850,520
AFS						
Unlisted shares	888,025	30,310,000,000	30,310,000,000	0	0	30,310,000,000
Total	888,025	30,310,000,000	30,310,000,000	0	0	30,310,000,000

3.4 Situation of increase and decrease in tangible fixed assets

Items	Machinery, equipment	Transportation equipment	Management equipment	Others	Total
Original cost					
As at 01/04/2025	25,698,945,722	15,845,797,192	222,812,000	1,277,592,377	43,045,147,291
Increase	0	2,776,891,455	0	0	2,776,891,455
Decrease					
As at 30/06/2025	25,698,945,722	18,622,688,647	222,812,000	1,277,592,377	45,822,038,746
Accumulated depreciation					
As at 01/04/2025	20,567,704,958	5,083,641,632	222,812,000	724,260,031	26,598,418,621
Increase	440,928,723	477,725,648	0	42,427,623	961,081,994
Decrease	2,414,788,547	114,244,677	0	168,194,777	2,697,228,001
As at 30/06/2025	23,423,422,228	5,675,611,957	222,812,000	934,882,431	30,256,728,616
Net carrying amount					
As at 01/04/2025	5,131,240,764	10,762,155,560	0	553,332,346	16,446,728,670
As at 30/06/2025	2,275,523,494	12,947,076,690	0	342,709,946	15,565,310,130

3.5 Situation of increase and decrease in intangible fixed assets

Items	Trading, accounting software	Others	Total
Original cost			
As at 01/04/2025	20,529,718,889	4,750,289,608	25,280,008,497
Increase	-	-	-
Decrease	-	-	-
As at 30/06/2025	20,529,718,889	4,750,289,608	25,280,008,497
Accumulated depreciation			
As at 01/04/2025	12,563,455,015	4,750,289,608	17,313,744,623
Increase	508,025,751	-	508,025,751
Decrease	-	-	-
As at 30/06/2025	13,071,480,766	4,750,289,608	17,821,770,374
Net carrying amount			
As at 01/07/2021	7,966,263,874	-	7,966,263,874
As at 30/09/2021	7,458,238,123	-	7,458,238,123

3.6 Prepaid expenses

Prepaid expenses	30/06/2025	01/01/2025
a. Short-term prepaid expenses	1,856,943,707	1,517,672,129
b. Long-term prepaid expenses	5,975,312,801	7,673,967,715
Total	7,832,256,508	9,191,639,844

3.7 Deposits to settlement compensation funds

	30/06/2025	01/01/2025
Initial deposit	120,000,000	120,000,000
Additional deposit	13,244,008,020	13,244,008,020
Allocated interest	6,635,991,980	6,635,991,980
Total	20,000,000,000	20,000,000,000

3.8 Borrowings

	Rate	01/04/2025	Increase in the period	Decrease in the period	30/06/2025
- Bank borrowings		45,918,000,000	0	45,918,000,000	0
- Personal borrowings		358,721,430,695	424,200,886,985	453,681,639,031	329,240,678,649
Total		358,721,430,695	424,200,886,985	453,681,639,031	329,240,678,649

3.9 Payables for securities transaction activities

	30/06/2025	01/01/2025
Payable to the Stock Exchange	259,899,520	360,647,780
Payable to the Viet Nam Securities Depository and Clearing Corporation	124,629,247	157,422,877
Other payables	0	0
Total	384,528,767	518,070,657

3.10 Trade payables

	30/06/2025	01/01/2025
Short - term trade payables about brokerage commission	1,354,196,583	1,296,050,596
Others	117,350,267	507,056,740
Total	1,471,546,850	1,803,107,336

3.11 Taxes and other payables to state budget

	30/06/2025	01/01/2025
Personal income tax	1,898,286,670	2,549,614,903
Value added tax	1,526,291	7,867,379
Business income tax	0	0
Other	976,900	1,008,346
Total	1,900,789,861	2,558,490,628

3.12 Accrued expenses

	30/06/2025	01/01/2025
Accrued bond and interest expenses payables	7,328,838,855	8,210,244,201
Accrued administrative expenses payables	3,307,434,373	14,589,321,965
Cộng	10,636,273,228	22,799,566,166

3.13 Other short-term payables

	30/06/2025	01/01/2025
Dividend for shareholders payables	30,390,684	30,390,684
Others	1,333,969,711	1,239,774,841
Total	1,364,360,395	1,270,165,525

3.14 Undistributed earnings

	30/06/2025	01/01/2025
1. Realized profit	301,267,684,538	326,017,771,915
2. Unrealized profit	19,890,959,141	(6,461,661,745)
Total	321,158,643,679	319,556,110,170

3.15 The situation of income distribution for shareholders or capital contributors

	From 01/01/2025 to 30/06/2025	From 01/01/2024 to 30/06/2024
Undistributed realized profit previous year	326,017,771,915	294,718,071,991
Realized gain/loss accumulated to the beginning of the year	(23,891,235,623)	35,375,538,493
Basis of profits distributed to shareholders or capital contributors at the end of the fiscal period	302,126,536,292	330,093,610,484
The deduction of funds from profit	(858,851,754)	(1,665,650,453)
- Bonus and welfare fund	(858,851,754)	(1,665,650,453)
Undistributed realized profit accumulated to the end of the fiscal period	301,267,684,538	328,427,960,031

3.16 Financial assets listed/registered for trading of securities company

	30/06/2025	01/01/2025
Freely transferable financial assets	318,170,450,000	412,267,100,000
Financial assets awaiting settlement	0	0
Total	318,170,450,000	412,267,100,000

3.17 The company's non-traded financial assets deposited at the vsd

	30/06/2025	01/01/2025
Restricted and non-traded financial assets deposited at the VSD	1,530,000	1,530,000
Total	1,530,000	1,530,000

3.18 Financial assets not yet deposited at vsd of securities company

	30/06/2025	01/01/2025
Financial assets not yet deposited at VSD of securities company	236,380,270,000	209,680,270,000
Cộng	236,380,270,000	209,680,270,000

3.19 Financial assets listed/registered at the vsd of investors

	30/06/2025	01/01/2025
Unrestricted financial assets	2,885,971,700,000	4,115,674,120,000
Restricted financial assets	61,271,000,000	71,291,000,000
Mortgage financial assets	780,299,020,000	826,078,300,000
Blocked financial assets	73,638,960,000	5,687,260,000
Financial assets awaiting settlement	42,804,760,000	26,202,170,000
Total	3,843,985,440,000	5,044,932,850,000

3.20 Financial assets deposited and non-trading of investors

	30/06/2025	01/01/2025
Unrestricted and non-traded financial assets deposited at the VSD	17,986,520,000	17,986,520,000
Non-traded and blocked financial assets deposited at the VSD	150,000,000	150,000,000
Total	18,136,520,000	18,136,520,000

3.21 Awaiting financial assets of investors

	30/06/2025	01/01/2025
Awaiting financial assets of investors	122,376,020,000	24,719,800,000
Total	122,376,020,000	24,719,800,000

3.22 Investors' deposits

	30/06/2025	01/01/2025
Domestic investors	126,831,916,396	38,972,273,261
Foreign investors	58,447,340	431,922,342
Deposits for clearing and settlement of securities transactions of investors	-	-
Total	126,890,363,736	39,404,195,603

3.23 Deposits of securities issuers

	30/06/2025	01/01/2025
Issuers' principal, interest and dividend payment deposit	1,000,000	1,000,000
Total	1,000,000	1,000,000

3.24 Payables to investors

	30/06/2025	01/01/2025
Payables to investors - Deposits of investors on securities transactions under the management method of securities companies	126,890,363,738	39,404,195,605
Domestic investors	126,831,916,400	38,972,273,265
Foreign investors	58,447,338	431,922,340
Payables to investors - Deposits for clearing and settlement of securities transactions of investors	-	-
Domestic investors	-	-
Total	126,890,363,738	39,404,195,605

3.25 Payables for loan of investors to the company

	30/06/2025	01/01/2025
1. Margin transaction payables	112,806,635,225	203,329,583,793
Principal of margin transaction	112,806,635,225	203,329,583,793
2. Prepaid of selling securities operation payables	17,207,889,907	7,462,155,183
Prepaid of selling securities operation payables	17,207,889,907	7,462,155,183
Total	130,014,525,132	210,791,738,976

4. NOTES TO THE STATEMENT OF INCOME

4.1 Profit, loss of financial assets

Items	Total quantity sold	Total revenue	Total cost of goods sold	Gain, loss from selling securities of current period	
				Gain	Loss
Listed shares	4,360,600	VND 61,698,826,000	VND 65,179,414,681	VND 3,170,022,002	VND (6,650,610,683)
Listed bonds	-	-	-	-	-
Unlisted bonds	-	-	-	-	-
Total	4,360,600	61,698,826,000	65,179,414,681	3,170,022,002	(6,650,610,683)

4.2 Difference from revalued financial assets

	Book value	Market value	Revaluation difference as at 30/06/2025		Revaluation difference as at 01/04/2025		Adjustment differences in the accounting records	
			Increase	Decrease	Increase	Decrease	Increase	Decrease
	VND	VND	VND	VND	VND	VND	VND	VND
FVTPL								
Listed shares	499,252,266,038	524,349,850,520	54,492,066,946	(29,394,482,464)	67,280,883,597	(37,681,716,506)	12,816,951,392	(17,318,534,001)
Delisted shares	2,885,800	-	-	(2,885,800)	-	(2,885,800)	-	-
Unlisted shares	251,280,000,000	253,480,000,000	2,200,000,000	-	2,200,000,000	-	-	-
Other shares	-	-	-	-	-	-	-	-
Total	750,535,151,838	777,829,850,520	56,692,066,946	(29,397,368,264)	69,480,883,597	(37,684,602,306)	12,816,951,392	(17,318,534,001)

4.3 Dividend, interest income from financial assets at FVTPL, loans, HTM, AFS

No.	Detail	From 01/04/2025 to 30/06/2025	From 01/04/2024 to 30/06/2024
1	From financial assets at FVTPL	5,183,365,815	(154,222,235,888)
2	From held-to-maturity investments (HTM)	-	-
3	From loans	4,440,870,793	6,717,573,825
	Total	9,624,236,608	(147,504,662,063)

4.4 Financial income

	From 01/04/2025 to 30/06/2025	From 01/04/2024 to 30/06/2024
Bank deposit interest revenue	108,355,081	141,255,102
Total	108,355,081	141,255,102

4.5 Financial expenses

	From 01/04/2025 to 30/06/2025	From 01/04/2024 to 30/06/2024
Borrowing expenses	7,987,834,480	6,260,355,453
Total	7,987,834,480	6,260,355,453

4.6 Operating expenses

No.	Details	From 01/04/2025 to 30/06/2025	From 01/04/2024 to 30/06/2024
1	Expenses for proprietary trading activities	244,854,619	533,818,501
2	Expenses for brokerage securities services	5,511,340,975	8,250,226,896
3	Expenses for securities custodian services	404,503,378	468,420,269
4	Expenses for financial advisory services	1,310,044,011	1,213,491,170
5	Expenses for other services	1,705,248,479	4,527,963,155
6	Expenses for underwriting and issuance securities agent services	-	-
7	Provision and handling of bad debt losses on securities services	(6,540,494,292)	(284,986,400)
	Total	2,635,497,170	14,708,933,591

4.7 General administrative expenses of securities company

No.	Details	From 01/04/2025 to 30/06/2025	From 01/04/2024 to 30/06/2024
1	Salary expenses and salary-based payments	8,012,369,832	8,791,836,481
2	Tools and equipment expenses	500,592,406	559,119,351
3	Depreciation expenses of fixed assets	456,370,184	373,592,984
4	Taxes, fees and charges expenses	7,200,000	1,000,000
5	Expenses from external services	3,572,316,083	4,402,997,993
	Total	12,548,848,505	14,128,546,809

4.8 Other income

No.	Details	From 01/04/2025 to 30/06/2025	From 01/04/2024 to 30/06/2024
1	Other income	747,222,528	2,727,273
	Total	747,222,528	2,727,273

4.9 Other expenses

No.	Details	From 01/04/2025 to 30/06/2025	From 01/04/2024 to 30/06/2024
1	Other expenses	1,288,596,663	16,174,841
	Total	1,288,596,663	16,174,841

4.10 Current corporate income tax expense

No.	Details	Year 2025		Year 2024
		Period	Accumulated to end of period	Accumulated to end of period
1	Total profit before tax	(8,813,035,840)	9,049,540,485	40,006,927,223
	Realized profit	(4,311,453,231)	(23,891,235,623)	44,069,178,615
	Unrealized profit	(4,501,582,609)	32,940,776,108	(4,062,251,392)
2	Increase	17,464,655,038	66,125,370,687	11,465,456,638
	Invalid expenses	146,121,037	450,397,239	270,274,683
	Provision for loss of bad receivables	-	14,786,247,711	-
	Decreased difference on revaluation of financial assets	17,318,534,001	50,888,725,737	11,195,181,955
3	Decrease	24,458,022,184	95,480,247,537	8,101,143,555
	Dividends distributed profit	5,100,576,500	5,110,251,400	539,932,192
	Refund provision for loss of bad receivables	6,540,494,292	6,540,494,292	428,280,800
	Increased difference on revaluation of financial assets	12,816,951,392	83,829,501,845	7,132,930,563
4	Total taxable income	(20,307,985,595)	12,635,439,743	39,308,988,914
	Realized profit	(15,806,402,986)	(20,305,336,365)	43,371,240,306
	Unrealized profit	(4,501,582,609)	32,940,776,108	(4,062,251,392)
5	Tax rate	0	0	0
6	Corporate income tax expense	(900,316,522)	6,588,155,222	7,861,797,783
	Current corporate income tax expenses	-	-	8,674,248,061
	Deferred corporate income tax expenses	(900,316,522)	6,588,155,222	(812,450,278)

No.	Details	Year 2025		Year 2024
		From 01/04/2025 to 30/06/2025	From 01/01/2025 to 30/06/2025	From 01/01/2024 to 30/06/2024
1	Adjustment of corporate income tax of previous years into corporate income tax must be appropriate in this year	-	-	19,392,061
	Corporate income tax payable at the beginning of the period	(599,952,087)	(599,952,087)	6,118,407,944
	Corporate income tax paid during the period	-	-	9,871,997,964
	Corporate income tax payable at the end of the period	(599,952,087)	(599,952,087)	4,940,050,102

4.11 Comparative information: Comparative figures are figures on the Financial Statements from 01/04/2024 to 30/06/2024.

Preparer

Trần Thị Thu Ngân

Chief Accountant

KẾ TOÁN TRƯỞNG
Nguyễn Thị Bích Hằng



Hanoi, 16 July, 2025

General Director

GIÁM ĐỐC TÀI CHÍNH

Vũ Thị Thanh Hằng

