



USER MANUAL

EVS TRADING SYSTEM

GUIDE TO VIEW TRANSACTION STATEMENTS AND ASSET OVERVIEW

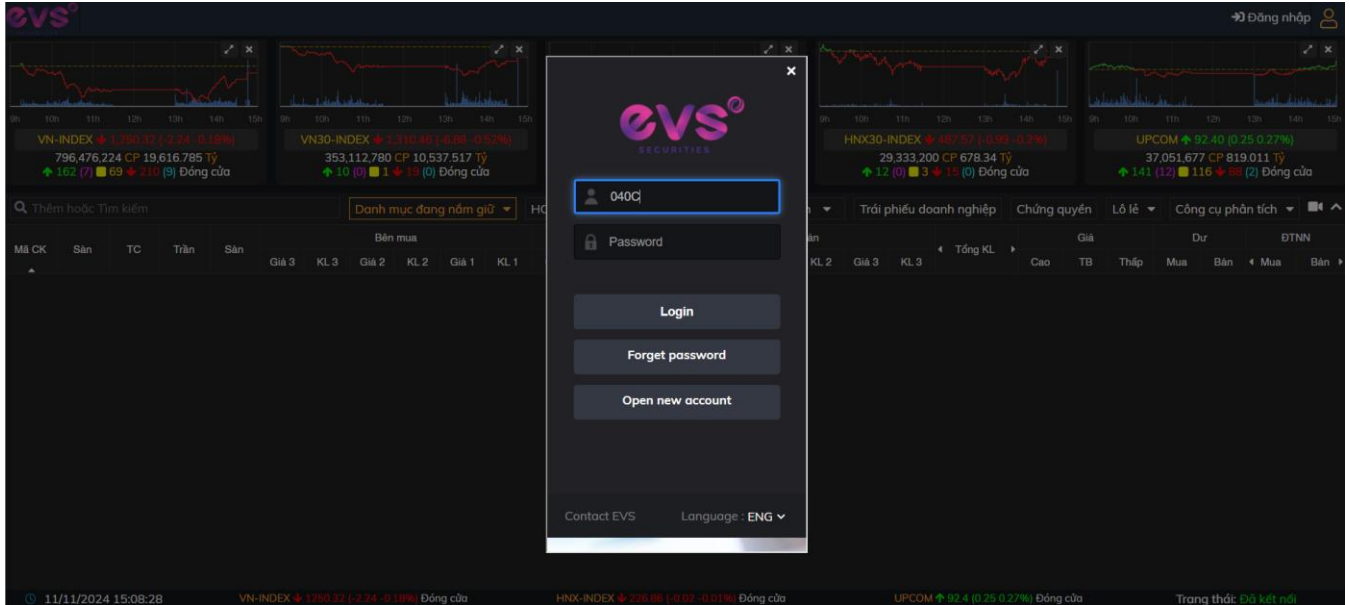
GUIDE TO VIEW TRANSACTION STATEMENTS AND ASSET OVERVIEW

I. Guide for viewing Transaction Statements

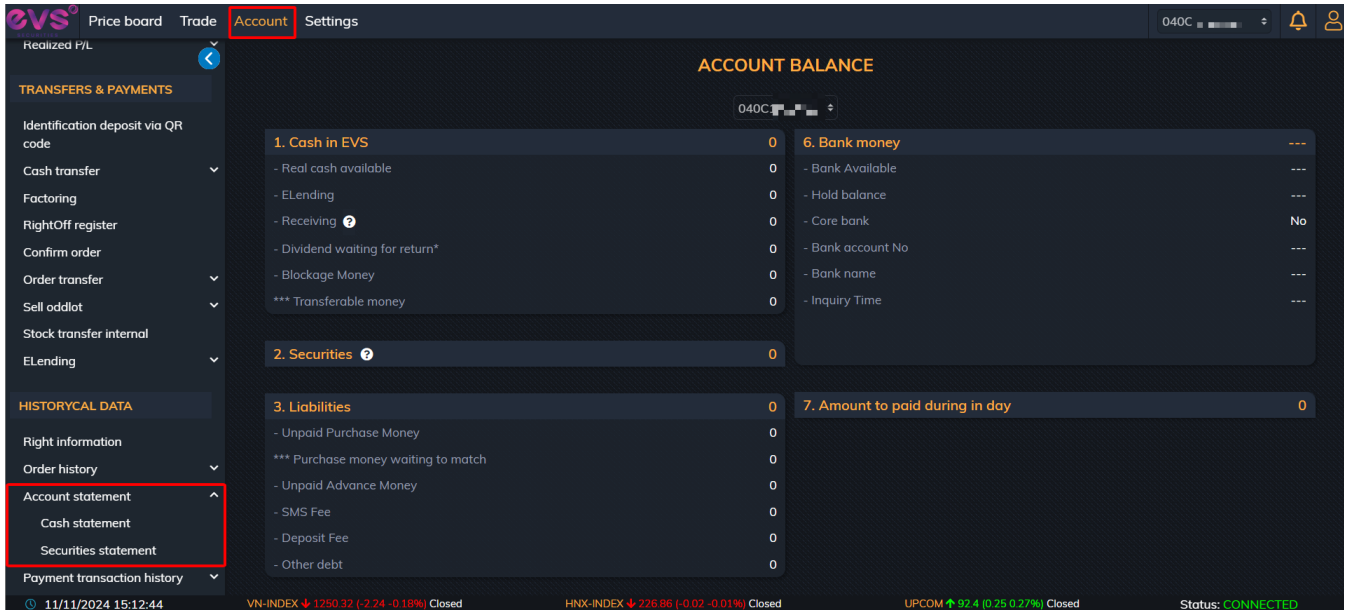
A. On the Online Trading platform

Step 1: Log in to your securities trading account using the website link:

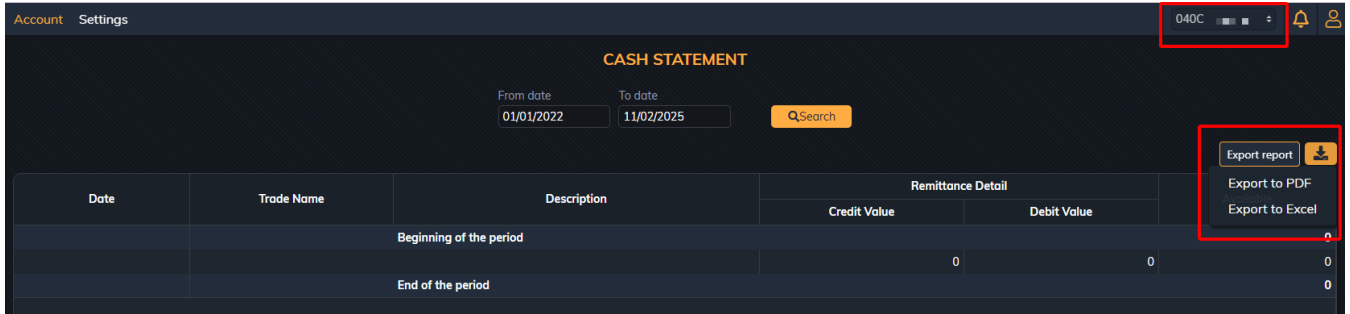
<https://trade.eves.com.vn/evtrade/priceboard/AAA>



Step 2: Navigate to "Account" => "Historical Data" => "Account Statement" => Choose "Cash Statement" or "Securities Statement" as shown in the screenshot.



Step 3: Select your sub-account and the date range for the statement as per the instructions below:



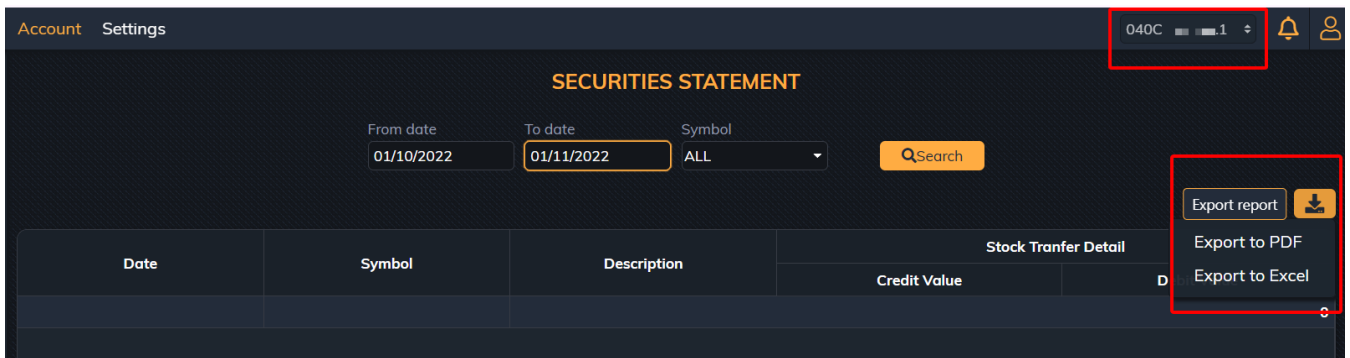
CASH STATEMENT

Account Settings 040C

From date: 01/01/2022 To date: 11/02/2025 Search

Date	Trade Name	Description	Remittance Detail		
			Credit Value	Debit Value	
		Beginning of the period			0
		End of the period	0	0	0

Export report, Export to PDF, Export to Excel




SECURITIES STATEMENT

Account Settings 040C

From date: 01/10/2022 To date: 01/11/2022 Symbol: ALL Search

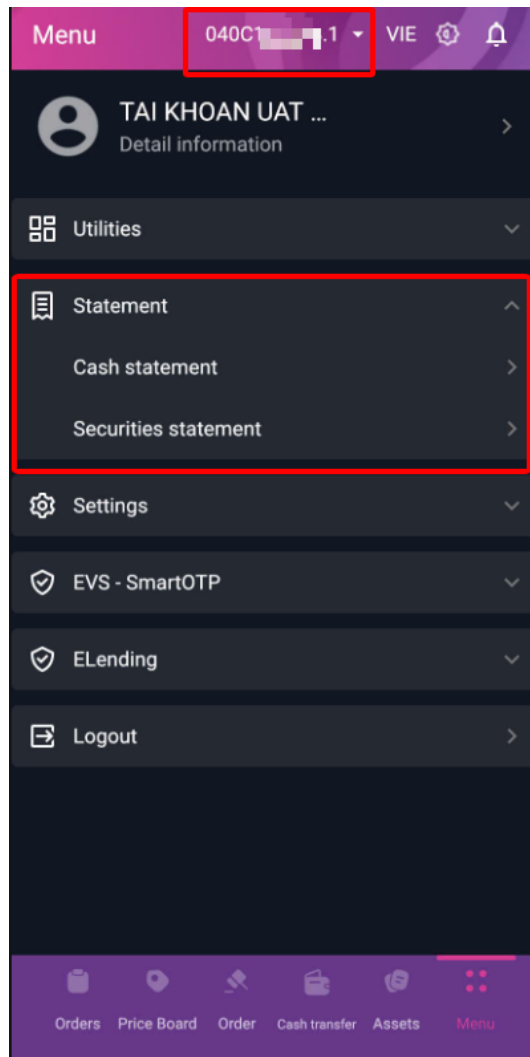
Date	Symbol	Description	Stock Transfer Detail		
			Credit Value	Debit Value	

Export report, Export to PDF, Export to Excel

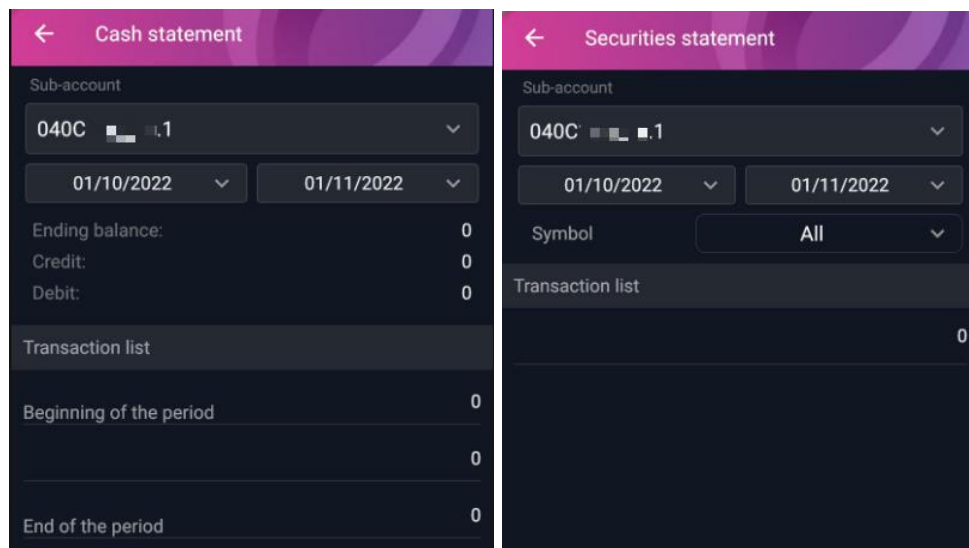
- **Select Sub-Account:** Click on the dropdown menu in the top right corner and choose either 040CXXXXXXX.1 or 040CXXXXXXX.3.
- **From Date... To Date:** Choose the desired date range and click "Search".
- If you wish to download and save the report, click the export icon .

B. On the “EVS Trading” Mobile App

Step 1: Open the app and log in to your trading account.



The customer select to "Menu" => "Statement" => Choose "Cash Statement" or "Securities Statement":



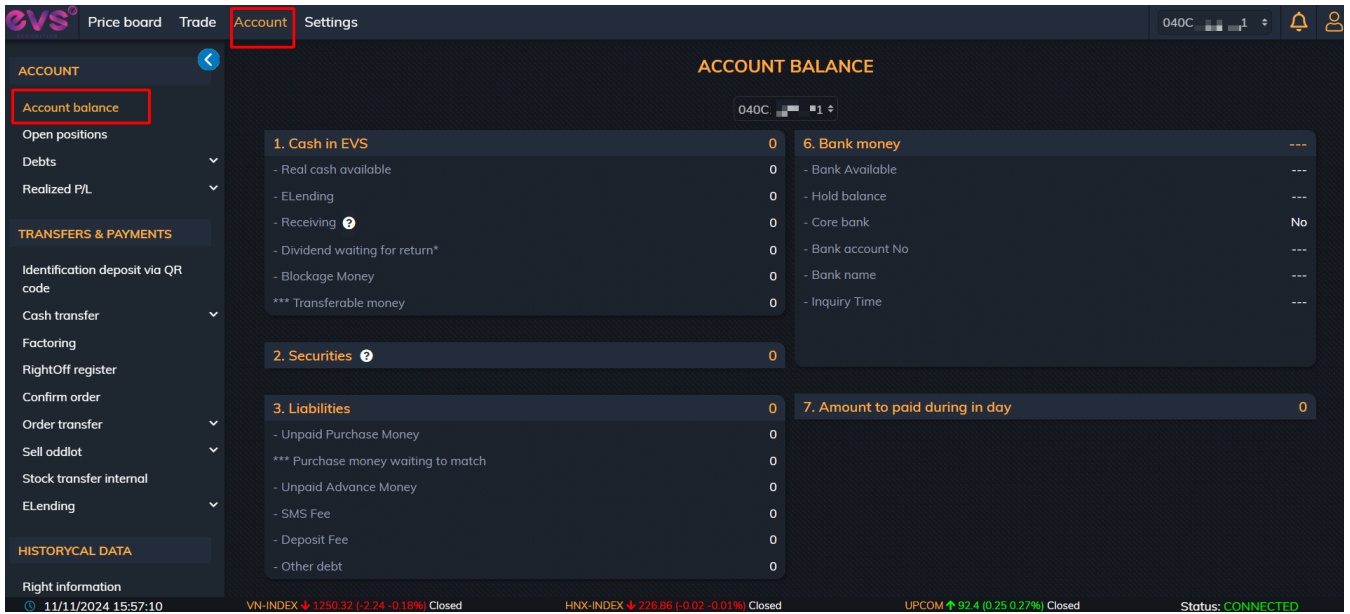
- **Sub-Account:** Select the sub-account you want to view (options include 040CXXXXXX.1 and 040CXXXXXX.3).
- **Date:** Select the time period for the statement.

II. Guide for viewing Asset Overview

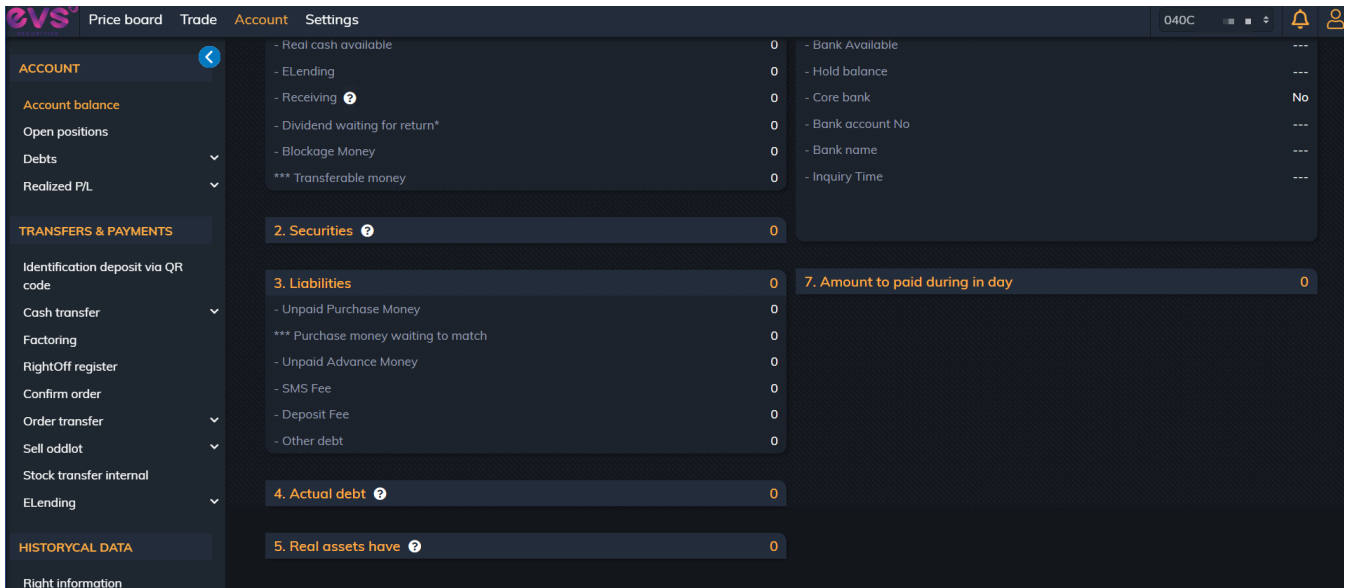
A. On the Online Trading Platform

The customer accesses the Asset Overview screen, which includes both sub-accounts .1 and .3.

Select to "Account" => "Asset Summary" => "All" or "Sub-Account"



ACCOUNT BALANCE	
1. Cash in EVS	0
- Real cash available	0
- ELending	0
- Receiving ?	0
- Dividend waiting for return*	0
- Blockage Money	0
*** Transferable money	0
2. Securities ?	0
3. Liabilities	0
- Unpaid Purchase Money	0
*** Purchase money waiting to match	0
- Unpaid Advance Money	0
- SMS Fee	0
- Deposit Fee	0
- Other debt	0
6. Bank money	---
- Bank Available	---
- Hold balance	---
- Core bank	No
- Bank account No	---
- Bank name	---
- Inquiry Time	---
7. Amount to paid during in day	0



6. Bank money	---
- Bank Available	---
- Hold balance	---
- Core bank	No
- Bank account No	---
- Bank name	---
- Inquiry Time	---
7. Amount to paid during in day	0
4. Actual debt ?	0
5. Real assets have ?	0

Section 1. Cash in EVS:

- **Real cash available:** Total available cash in all sub-accounts. Clicking this option displays the exact amount in each sub-account.
- **Receiving:** Cash from recent sales that is pending settlement, categorized by date and sub-account.
- **Dividend waiting for return:** Total dividends pending receipt across both sub-accounts .1 and .3.
- **Blockage money:** Total amount of blocked funds in sub-accounts .1 and .3.
- **Transferable money:** Total cash available for transfer in both sub-accounts.

Section 2. Securities: Total value of the customer's securities.

- **Stock Holdings:** Total value of all securities held in sub-accounts .1 and .3. Clicking this shows the breakdown by sub-account, and further clicking shows detailed stock balance per sub-account.

Section 3. Liabilities: Total amount of debt that the customer owes to EVS Securities Joint Stock Company.

- Tiền mua chưa thanh toán: Tổng tiền mua đã khớp của tiểu khoản .1 và .3
- Tiền mua chờ khớp: Tổng tiền mua chưa khớp của trên tiểu khoản .1 và .3
- Nợ ứng trước: Tiền đã ứng của tiểu khoản .1 và .3
- Nợ phí SMS: Tiền nợ phí SMS của khách hàng
- Nợ phí lưu ký: Nợ phí lưu ký của khách hàng trên tiểu khoản .1 và .3
- Nợ ký quỹ: Tổng nợ ký quỹ trên tiểu khoản .3
- Nợ khác: Các loại nợ khác của khách hàng
- **Unpaid purchase money:** Total amount of settled purchases in sub-accounts .1 and .3.
- **Purchase money waiting to match:** Total amount of unsettled purchases in sub-accounts .1 and .3.
- **Unpaid advance money:** Loans advanced from sub-accounts .1 and .3.
- **SMS fee:** Unpaid SMS service fees.
- **Deposit fee:** Outstanding custody fees for both sub-accounts .1 and .3.
- **Margin Debt:** Total margin debt in sub-account .3.
- **Other Debt:** Any other types of debts owed.

Section 4. Actual debt: The total actual debt of sub-accounts .1 and .3. The actual debt is calculated using the following formula:

$$\text{Actual Debt} = \text{Total Liabilities (S3)} - \text{Cash in EVS (S1)}$$

Section 5. Real assets have: The total actual assets of the customer. The total real assets are

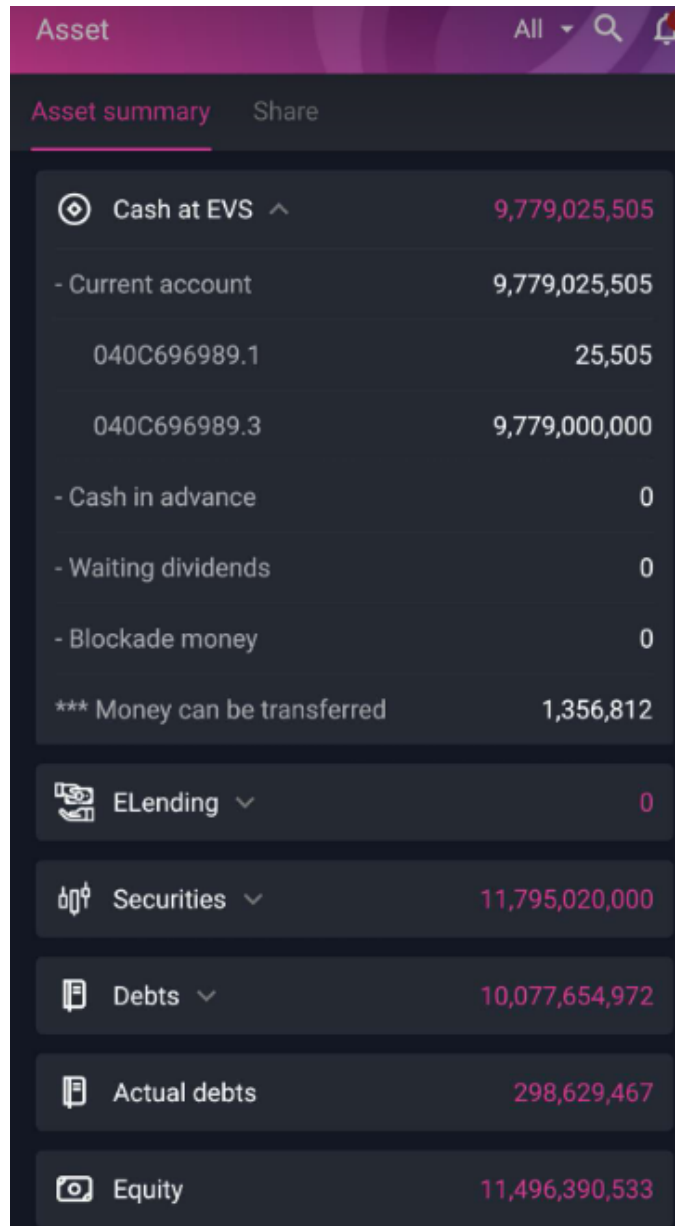
calculated using the following formula:

$$\text{Real Assets have} = \text{Cash at EVS (S1)} + \text{Securities (S2)} - \text{Total Liabilities (S3)}$$

B. On the Mobile Trading App

Customers selects "Assets" => "Asset Summary" => "Select All" (Displays the Asset Overview screen).

Nội dung chi tiết từng đầu mục: Giống như Web trading



Asset Category	Value
Cash at EVS	9,779,025,505
- Current account	9,779,025,505
040C696989.1	25,505
040C696989.3	9,779,000,000
- Cash in advance	0
- Waiting dividends	0
- Blockade money	0
*** Money can be transferred	1,356,812
E Lending	0
Securities	11,795,020,000
Debts	10,077,654,972
Actual debts	298,629,467
Equity	11,496,390,533

